



Introductory sub-table (I)(a)

Name of the Company: RAJKAMAL SYNTHETICS LIMITED			
Scrip Cod: 514028	Name of the scrip: RAJKSYN,		class of security: EQUITY
Quarter Ended: 30.09.2014			
Partly paid-up shares:-	No. of partly paid-up shares	As a % of total no. of partly paid-up shares	As a % of total no. of shares of the company
Held by promoter/promoter group	0	0	0
Held by public	0	0	0
		0	
Total - D	0	0	0
Outstanding convertible securities:-	No. of outstanding securities	As a % of total no. of outstanding convertible securities	As a % of total no. of shares of the company, assuming full conversion of the convertible securities
Held by promoter/promoter group	0	0	0
Held by public	0	0	0
Total - E	0	0	0
Warrants:-	No. of warrants	As a % of total no. of warrants	As a % of total no. of shares of the company, assuming full conversion of warrants
Held by promoter/promoter group	0	0	0
Held by public	0	0	0
Total - F	0	0	0
Total paid-up capital of the company, assuming full conversion of warrants and convertible securities		6500000	




Statement Showing Shareholding Pattern

Table (I)(a)								
Category code	Category of Shareholder	Number of Shareholders	Total number of shares	Number of shares held in dematerialized form	Total shareholding as a percentage of total number of shares		Shares Pledged or otherwise encumbered	
					As a percentage of (A+B) ¹	As a percentage of (A+B+C)	Number of shares	As a percentage
	(II)	(III)	(IV)	(V)	(VI)	(VII)	(VIII)	(VIII)/(IV)*100
(A)	Shareholding of Promoter and							
1	Indian							
(a)	Individuals/ Hindu Undivided Family	2	448276	448276	6.90	6.90	0	0.00
(b)	Central Government/ State Government(s)	0			0.00	0.00	0	0.00
(c)	Bodies Corporate	2	851724	851724	13.10	13.10	0	0.00
(d)	Financial Institutions/ Banks	0	0	0	0.00	0.00		0.00
(e)	Any Others(Specify)	0	0	0	0.00	0.00		0.00
(e-i)					0.00	0.00		0.00
(e-ii)					0.00	0.00		0.00
	Sub Total(A)(1)	4	1300000	1300000	20.00	20.00	0	0.00
2	Foreign							
a	Individuals (Non-Residents Individuals/ Foreign Individuals)	0	0	0	0.00	0.00		0.00
b	Bodies Corporate	0	0	0	0.00	0.00		0.00
c	Institutions	0	0	0	0.00	0.00		0.00
d	Qualified Foreign Investor	0	0	0	0.00	0.00		0.00
d-i	Any Others(Specify)							0.00
d-ii								0.00
	Sub Total(A)(2)	0	0	0	0.00	0.00	0	#DIV/0!
	Total Shareholding of Promoter	4	1300000	1300000	20.00	20.00	0	0.00
(B)	Public shareholding							
1	Institutions							
(a)	Mutual Funds/ UTI	0	0	0	0.00	0.00		
(b)	Financial Institutions/ Banks	1	500	0	0.01	0.01		
(c)	Central Government/ State Government(s)	0	0	0	0.00	0.00		
(d)	Venture Capital Funds	0	0	0	0.00	0.00		
(e)	Insurance Companies	0	0	0	0.00	0.00		
(f)	Foreign Institutional Investors	0	0	0	0.00	0.00		
(g)	Foreign Venture Capital Investors	0	0	0	0.00	0.00		
(h)	Qualified Foreign Investor	0	0	0	0.00	0.00		
(h-i)	Any Other (specify)				0.00	0.00		
(h-ii)					0.00	0.00		
	Sub-Total (B)(1)	1	500	0	0.01	0.01		
B 2	Non-institutions							




(b)	Individuals				0.00	0.00		
I	Individuals -i. Individual shareholders holding nominal share capital up to Rs 1 lakh	6000	1519139	539492	23.37	23.37		
II	ii. Individual shareholders holding nominal share capital in excess of	48	1602886	1602886	24.66	24.66		
(c)	Qualified Foreign Investor	0	0		0.00	0.00		
(d)	Any Other (specify)	0	0	0	0.00	0.00		
(d-i)	Others	0	0	0	0.00	0.00		
(d-ii)	Clearing member	1	382	382	0.01	0.01		
(d-iii)	NRIs	5	1750	0	0.03	0.03		
(d-iv)	NRI -Non Repatriate	1	200	200	0.00	0.00		
(d-v)	Hindu Undivided Families	54	360245	352135	5.54	5.54		
(d-vi)	Customers	0	0	0	0.00	0.00		
(d-vii)	Suppliers	0	0	0	0.00	0.00		
(d-viii)	Foreign Nationals	0	0	0	0.00	0.00		
(d-ix)	Trusts	0	0	0	0.00	0.00		
(d-x)	Foreign (Promoters)	0	0	0	0.00	0.00		
(d-xi)	Directors	0	0	0	0.00	0.00		
(d-xii)	Directors Relatives	0	0	0	0.00	0.00		
	Sub-Total (B)(2)	6210	5199250	4182278	79.99	79.99		
(B)	Total Public Shareholding (B)= (B)(1)+(B)(2)	6211	5199750	4182278	80.00	80.00		
	TOTAL (A)+(B)	6215	6499750	5482278	100.00	100.00		
(C)	Shares held by Custodians and against which Depository Receipts have been issued							
1	Promoter and Promoter Group	0	0	0	0.00	0	0	0.00
2	Public	1	250	250	0.00	0.0038462	0	0
	Sub-Total (C)	1	250	250	0.00	0.0038462	0	
	GRAND TOTAL (A)+(B)+(C)	6216	6500000	5482528	100.00	100.00	0	0.00



(i)(b) Statement showing holding of securities (including shares, warrants, convertible securities) of persons belonging to the category "Promoter and Promoter Group"


Sr. No.	Name of the shareholder	Details of Shares held		Encumbered shares (*)			Details of warrants		Details of convertible securities		Total shares (including underlying shares assuming full conversion of warrants and convertible securities) as a % of diluted share capital
		Number of shares held	As a % of grand total (A) + (B) + (C)	No.	As a percentage	As a % of grand total (A) + (B) + (C) of sub-clause (I)(a)	Number of warrants held	As a % total number of warrants of the same class	Number of convertible securities held	As a % total number of convertible securities of the same class	
(i)	(ii)	(iii)	(iv)	(v)	(vi) = (v)/(iii) * 100	(vii)	(viii)	(ix)	(x)	(xi)	(xii)
1	SHEODUTRAI BANSIDHAR SANGHAI	179310	2.76	0	0.00	0.00	0	0	0	0	2.76
2	SUSHIL SANGHAI	268966	4.14	0	0.00	0.00	0	0	0	0	4.14
3	ACOLYTE INFRASTRUCTURE AND MINING LTD	537931	8.28	0	0.00	0.00	0	0	0	0	8.28
4	PLAZA DIAMOND PROPERTIES P LTD	313793	4.83	0	0.00	0.00	0	0	0	0	4.83
TOTAL		1300000	20.00	0	0.00	0.00	0	0	0	0	20.00

(*) The term "encumbrance" has the same meaning as assigned to it in regulation 28(3) of the SAST Regulations, 2011




(I)(c)(i) Statement showing holding of securities (including shares, warrants, convertible securities) of persons belonging to the category "Public" and holding more than 1% of the total number of shares

Sr. No.	Name of the shareholder	Number of shares held	Shares as a percentage of total number of shares {i.e., Grand Total (A)+(B)+(C) indicated in Statement at para (I)(a) above}	Details of warrants		Details of convertible securities		Total shares (including underlying shares assuming full conversion of warrants and convertible securities) as a % of diluted share capital
				Number of warrants held	As a % total number of warrants of the same class	Number of convertible securities held	% w.r.t total number of convertible securities of the same class	
1	BONANZA PORTFOLIO LTD	80741	1.24	0	0	0	0	1.24
2	B.LODHA SECURITIES LIMITED	132531	2.04	0	0	0	0	2.04
2	HEM SECURITIES LTD	89800	1.38	0	0	0	0	1.38
4	GYANESHWAR INFRASTRUCTURE PVT LTD	480000	7.38	0	0	0	0	7.38
5	DECENT HOUSING PRIVATE LTD	520000	8.00	0	0	0	0	8.00
6	JSEL SECURITIES LTD	70859	1.09	0	0	0	0	1.09
7	SARLA DEVI AJMERA	78798	1.21	0	0	0	0	1.21
8	ROHIT SABOO	138019	2.12	0	0	0	0	2.12
9	KAMAL KISHORE SOMANI	312232	4.80	0	0	0	0	4.80
10	RAJESH KUMAR SODHANI	104734	1.61	0	0	0	0	1.61
TOTAL		2007714	30.89	0	0	0	0	30.89




(I)(c)(ii) Statement showing holding of securities (including shares, warrants, convertible securities) of persons (together with PAC) belonging to the category "Public" and holding more than 5% of the total number of shares of the company

Sr. No.	Name(s) of the shareholder(s) and the Persons Acting in Concert (PAC) with them	Number of shares	Shares as a percentage of total number of shares {i.e., Grand Total (A)+(B)+(C) indicated in Statement at para (I)(a) above}	Details of warrants		Details of convertible securities		Total shares (including underlying shares assuming full conversion of warrants and convertible securities) as a % of diluted share capital
				Number of warrants	As a % total number of warrants of the same class	Number of convertible securities held	% w.r.t total number of convertible securities of the same class	
1	GYANESHWAR INFRASTRUCTURE PVT LTD	480000	7.38	0	0	0	0	7.38
2	DECENT HOUSING PRIVATE LTD	520000	8.00	0	0	0	0	8.00
TOTAL		1000000	15.38	0	0	0	0	15.38




(I)(d) Statement showing details of locked-in shares

Sr. No.	Name of the shareholder	Number of locked-in shares	Locked-in shares as a percentage of total number of shares {i.e., Grand Total (A)+(B)+(C) indicated in Statement at para (I)(a) above}	Promoter/Promter Group/Public
1	PLAZA DIAMOND PROPERTIES P LTD	313793	4.83	Promoter/Promoter Group
2	SUSHIL SANGHAI	268966	4.14	Promoter/Promoter Group
3	SHEODUTTRAJ BANSIDHAR SANGHAI	179310	2.76	Promoter/Promoter Group
4	ACOLYTE INFRASTRUCTURE AND MINING LTD	537931	8.28	Promoter/Promoter Group
TOTAL		1300000	20.00	




(II)(a) Statement showing details of Depository Receipts (DRs)

Sr. No.	Type of outstanding DR (ADRs, GDRs, SDRs, etc.)	Number of outstanding DRs	Number of shares underlying outstanding DRs	Shares underlying outstanding DRs as a percentage of total number of shares {i.e., Grand Total (A)+(B)+(C) indicated in Statement at para (I)(a) above}
I	NIL			0.00
TOTAL		0	0	0.00



(II)(b) Statement showing holding of Depository Receipts (DRs), where underlying shares held by "promoter/promoter group" are in excess of 1% of the total number of shares

Sr. No.	Name of the DR Holder	Type of outstanding DR (ADRs, GDRs, SDRs, etc.)	Number of shares underlying outstanding DRs	Shares underlying outstanding DRs as a percentage of total number of shares (i.e., Grand Total (A)+(B)+(C) indicated in Statement at para (I)(a) above}
1	NIL			0.00
TOTAL			0	0.00



ii (a) Statement showing the voting pattern of shareholders, if more than one class of shares/securities is issued by the issuer.

(Give description of voting rights for each class of security Class X, Class Y, Class Z)

Category Code	Category of shareholder	Number of Voting Rights held in each class of securities			Total Voting Rights (III+IV+V) (VI)	Total Voting Rights (VI)	
		Class X (III)	Class Y (IV)	Class Z (V)		As a % of (A+B) (VII)	As a % of (A+B+C) (VIII)
A)	Promoter and Promoter Group						
(1)	Indian						
(a)	Individuals/Hindu Undivided Family						
(b)	Central/State Government(s)						
(c)	Bodies Corporate						
(d)	Financial Institutions/Banks						
(e)	Any Other (specify)						
	Sub-Total (A) (1)	N.A.	N.A.	N.A.	N.A.	N.A.	N.A.
(2)	Foreign						
(a)	Individuals (Non Resident/Foreign)						
(b)	Bodies Corporate						
(c)	Institutions						
(d)	Any Other (specify)						
	Sub-Total (A)(2)	N.A.	N.A.	N.A.	N.A.	N.A.	N.A.
	Total Shareholding of Promoter and Promoter Group (A)=(A)(1) + (A)(2)						
B)	Public Shareholding						
(1)	Institutions						
(a)	Mutual Funds/UTI						
(b)	Financial Institutions/Banks						
(c)	Central/State Government(s)						
(d)	Venture Capital Funds						
(e)	Insurance Companies						
(f)	Foreign Institutional Investors						
(g)	Foreign Venture Capital Investors						
(h)	Any Other (specify)						
	Sub-Total (B) (1)	N.A.	N.A.	N.A.	N.A.	N.A.	N.A.
(2)	Non Institutions						
(a)	Bodies Corporate						
(b)	Individuals						
	i. Individual shareholders holding nominal share capital upto Rs. 1 lakh						
	ii. Individual shareholders holding nominal share capital in excess of Rs. 1 lakh.						
	Any Other (specify)						
	Sub-Total (B) (2)	N.A.	N.A.	N.A.	N.A.	N.A.	N.A.
	TOTAL (A) + (B)	N.A.	N.A.	N.A.	N.A.	N.A.	N.A.
(C)	Shares held by Custodians and against which Depository Receipts have been issued						
	GRAND TOTAL (A)+(B)+(C)	N.A.	N.A.	N.A.	N.A.	N.A.	N.A.

